



A FIELD GUIDE TO MARBLES

The undisputed guide to marble
awareness, how to care for your marbles,
and more from the United Nations Board of
Significant Inspiration



CAITLIN STRONGARM
Behavioural Marbleologist

An introduction to A FIELD GUIDE TO MARBLES



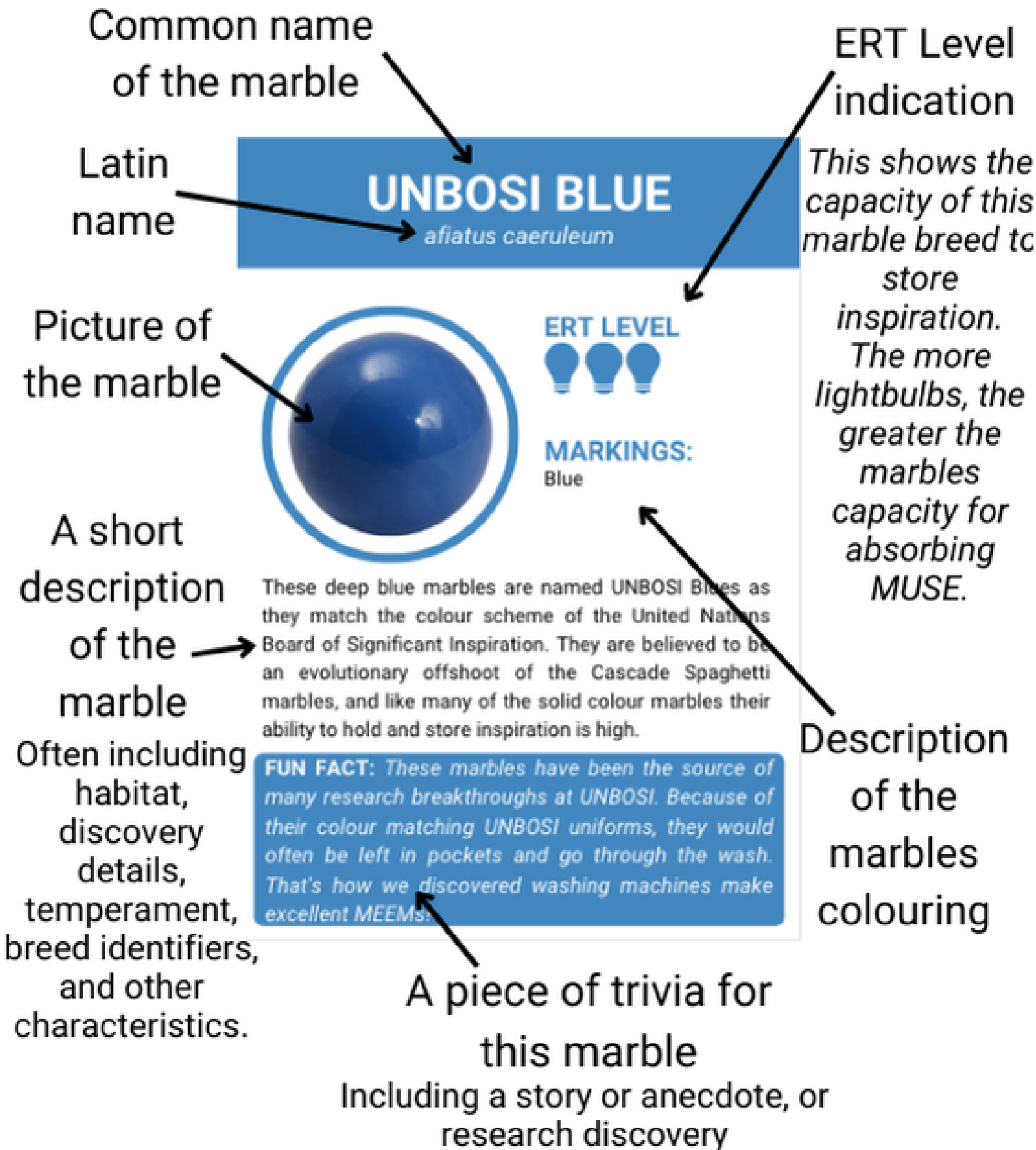
Welcome to the wonderful world of Behavioural marbleology! In this book you will find many of the breeds of marbles that UNBOSI use in their research, as well as

Marble Awareness Roadshows and in MUSE transfusion and dissemination. Yes, that's right! These are inspired marbles! This book will tell you all about them, as well as how to best take care of them at home. Read this cover to cover, and you'll be well on your way to becoming a Behavioural Marbleologist yourself! See you in the field.




CAITLIN STRONGARM
Behavioural Marbleologist

HOW TO READ EACH PAGE




THUNDERBOLT

fulmen inspiratio



ERT LEVEL



MARKINGS:

Silver-blue colouring, often with streaks of green and a pearlescent hue.

Thunderbolt marbles have incredible capabilities to store inspiration, in fact the highest ever recorded by UNBOSI marbleologists! That's why we use them most in our Marble Awareness Roadshows and MEEMs, and are the marbles of choice to send to world leaders.

FUN FACT: *UNBOSI Executive Director Roger Hartley sleeps with a Thunderbolt under his pillow for 'inspirational dreaming'.*




SPAGHETTI

curlicue vermes



ERT LEVEL



MARKINGS:

Clear bodies with varied colourful internal squiggles


These marbles are instrumental in UNBOSI research, as well as MUSE storing and inspiration sharing. They come in a variety of colours, each with different characteristics. They have a very high ability to store MUSE, are highly sociable, and can mate with many other varieties of marbles allowing for hybrid breeding programmes.

FUN FACT: *Spaghetti marbles have subsections; Infernos (red), Vine (green), Cascade (blue) and Sunspot (yellow) to name a few.*




GREATER SPECKLED OILSICK WARBLER

grandis lubrico cantare-macula



ERT LEVEL



MARKINGS:

Purple-blue with magnificent lustre and speckled indentations across the surface


Greater Speckled Oilsick Warblers are one of two species of the warbling marble family. They are highly social marbles that remain together in family groups, and the colours of their coats change to a silver grey as they move from juvenile to maturity.

FUN FACT: *If you are very quiet and remain hidden while watching these marbles at night, you may be able to hear them faintly singing!*




LESSER COMMON OILSICK WARBLER

minor lubrico cantare-teres



ERT LEVEL



MARKINGS:

Purple-blue with magnificent lustre and a smooth surface

Lesser Common Oilsick Warblers are one of two species of the warbling marble family. The smooth coat and magnificent colourings of these marbles mean they have been highly prized throughout history, and have often been kept in aviaries to inspire birds to sing.

FUN FACT: *Although they have common in their name, these marbles aren't common at all! Wild populations have dropped to below 66000 in the last few years.*




DIURNAL SUMATRAN HORNET

interdiu ictus-sumatra



ERT LEVEL



MARKINGS:

Bright yellow coat with streaks of dark brown or black

The *Sumatran Hornet* marbles were first discovered in the tropical rainforests of Sumatra, which might explain why is it a UNESCO World Heritage Site! These marbles can be aggressive and will fiercely protect their territory, battling for prime nesting sites to raise their young.

FUN FACT: *There are two kinds of Sumatran Hornets, and each have different markings and behaviours. Diurnal means 'day-time', as these are more active in the day!*




NOCTURNAL SUMATRAN HORNET

umbra ictus-sumatra



ERT LEVEL



MARKINGS:

Black coat with streaks of dark yellow and brown

Nocturnal Sumatran Hornets emerge at night time, and use their coat to camouflage in the darkness. They prefer high-humidity areas, and can often be found in nesting sites near waterfalls. They are less aggressive than the diurnal marbles, but will attack when threatened.

FUN FACT: *Sumatran Hornets of both varieties love water, and will give you inspirational shower thoughts if taken with you when you bathe!*




MOON ROCK

luna saxum



ERT LEVEL



MARKINGS:

Yellow body with golden dimples across the surface

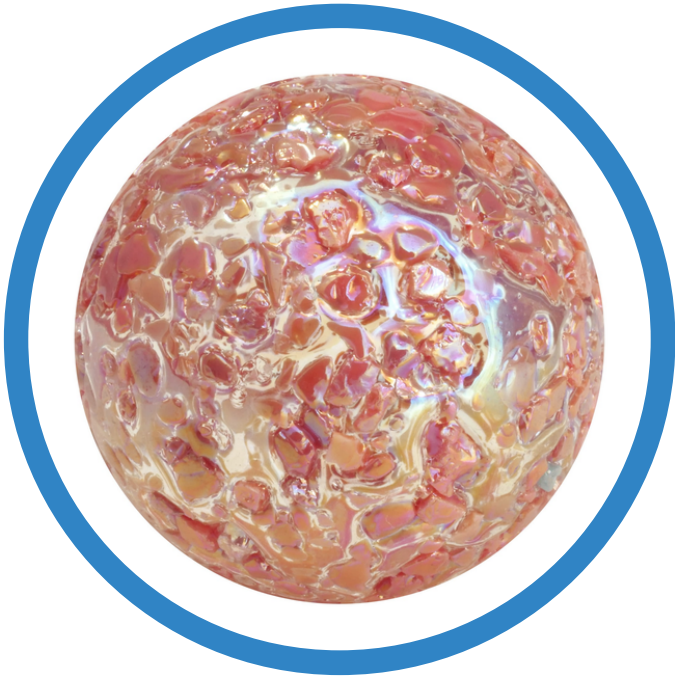
Although these marbles are named *Moon Rocks*, they didn't fall from space! They're native to arid environments like deserts and dunes, and nests have been discovered buried deep in sands from the Sahara to the beaches of Australia.

FUN FACT: *Early prospectors in the gold rush often mistook these marbles for nuggets of valuable gold, but their true value lies in their ability to spread inspiration!*




CHILEAN RASPBERRY RIPPLE

rubus ideaus (chile)



ERT LEVEL



MARKINGS:

semi-transparent body
with pinkish dimples
across the surface


Chilean Raspberry Ripples are a genetically modified marble. Gene splicing between Greater Speckled Oilsick Warblers and Inferno Spaghettilis proved successful in trials, and these marbles have tested for increased capacity for MUSE storage. Breeding facilities are now active across South America.

FUN FACT: *These marbles have a special, pinkish colour - just like flamingoes, which are also native to Chile.*




SNOWFLAKE

circum nivis



ERT LEVEL



MARKINGS:

semi-transparent body
with silver-blueish dimples
across the surface

Snowflakes are a genetically modified marble. Following the successful breeding programme of *Raspberry Ripples* in Chile, it was discovered that those marbles began to lose their colour when moved to colder climates. These relocated marbles became the *Snowflakes* we know today.

FUN FACT: *These marbles are excellent at giving out large quantities of creative inspiration, and are favourites among film animators.*




BAT EGG

vespertilio ovum



ERT LEVEL



MARKINGS:

Black

Bat Egg marbles are often found in caves and caverns, deep underground. They have jet black coats with no other individualising markings, so it can be very hard to tell them apart! They do socialise well with other marbles, particularly *Spaghetti*, *Arctic Bullseye* and *Jupiter Pups*.

FUN FACT: *Bat Eggs* were given their name by the spelunkers (cave divers) that discovered them, as they were found in caves full of bats!




ARCTIC BULLEYE

gelum parma



ERT LEVEL



MARKINGS:

White

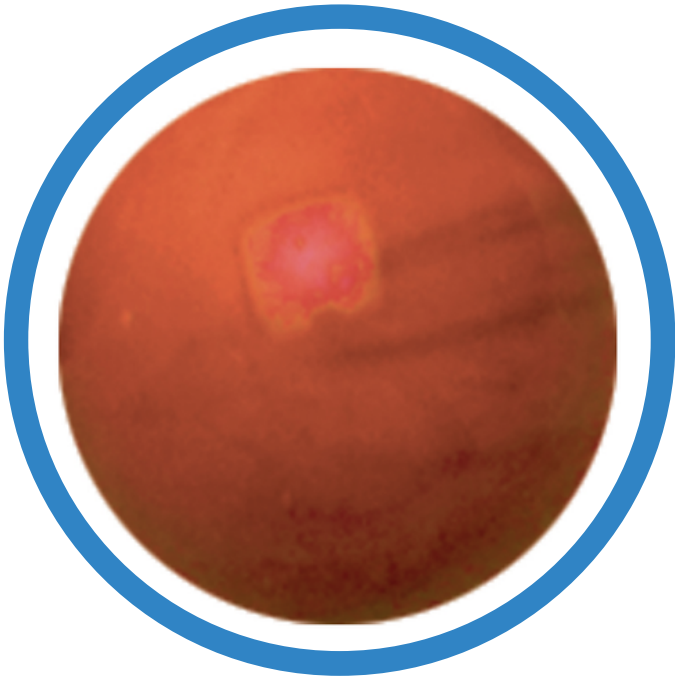
Arctic Bullseye marbles are native to extremely cold environments. They are rarely sighted in the wild, as they live in remote areas covered in snow and often hit with blizzards. Not only are these areas hazardous to human access, but the colour of the marbles disguise them so completely in their surroundings that they're nearly impossible to spot.

FUN FACT: *Arctic Bullseyes* can be kept in your freezer, to inspire you to use your frozen ingredients to make delicious dinners!




JUPITER PUP

jovis catalus



ERT LEVEL



MARKINGS:

Redish-orange bodies with slight swirls, lines or patterns

Jupiter Pups are the labradors of the marble kingdom. Well-natured and friendly marbles, they are excellent stewards of young marbles in any herd. Research has shown that placing these marbles among youngsters can increase their ability to store inspiration.

FUN FACT: *Jupiter Pups are named after the big red planet, because of the way they look. To scale, if the Earth was a marble then Jupiter would be the size of a grapefruit!*




UNBOSI BLUE

afiatus caeruleum



ERT LEVEL



MARKINGS:

Blue

These deep blue marbles are named UNBOSI Blues as they match the colour scheme of the United Nations Board of Significant Inspiration. They are believed to be an evolutionary offshoot of the Cascade Spaghetti marbles, and like many of the solid colour marbles their ability to hold and store inspiration is high.

FUN FACT: *Because of their colour matching UNBOSI uniforms, these marbles would often be left in pockets and go through the wash. That's how we discovered washing machines make excellent MEEMs!*




SUNFLOWER

helianthus marmoris



ERT LEVEL



MARKINGS:

Yellow


Sunflower marbles are as bright as the flowers after which they are named. Through extensive research it was discovered that they react well to extreme temperatures, and so absorb more inspiration in the sun, or in our Kinetic Energy Infusing Thermal Heater MEEM (KEITH).

FUN FACT: *Sunflower marbles can inspire gardeners - pop a couple in your sunhat for best results!*




LOOKING GLASS

sursum deorsum



ERT LEVEL



MARKINGS:

Transparent bodies, some entirely clear and some with a slight pearl (pictured)

These marbles, though incredibly gentle, tend not to exist in the company of others and instead are largely solitary. While their MUSE storing capabilities are reduced (likely to their individualised behaviours) they are good at inspiring renewed perspectives.

FUN FACT: *Hold a Looking Glass marble up to your eye and look through it - what can you see? Yes! The world is upside down!*




SNOT ROCKET

pituita nasi eruca



ERT LEVEL



MARKINGS:

Green bodies with streaks of red and yellow

Pituita Nasi Eruca, or *Snot Rockets*, are a recently discovered breed of marble. Populating urbanised areas, they are feisty and move at incredible speeds. They inhabit areas around cities, and can often be found rolling around gutters and bins, soaking up discarded inspiration.

FUN FACT: *Snot Rockets are escape artists! If you've got Snot Rockets in your inspired marble collection, watch out that they don't roll away!*




CLOUDY SEA EGG

nibilum mare ovum



ERT LEVEL



MARKINGS:

Cloudy blue-green
bodies with streaks
of white

Cloudy Sea Eggs are native to ocean waters, and are often discovered by mudlarkers and mistaken for sea glass.

FUN FACT: Legend says that long ago, the sea was covered with mist, and no one could sail it. A brave sailor plucked out their eye and threw it into the waves as a sacrifice for the sea, and the mists suddenly cleared. The eye sunk to the bottom, and became a marble! That's why pirates all wear an eye patch, to say thanks to the sailor!




BEANO

dennis comoedia



ERT LEVEL



MARKINGS:

A red marble with
black stripes

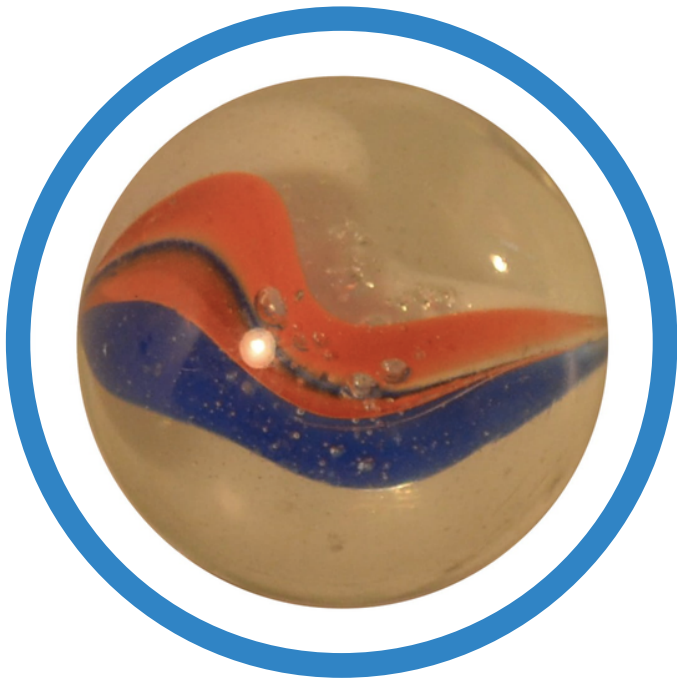
Beanos are marbles associated strongly with mischief, trickery and good humour. They are a divisive marble as they have long been held in both reverence and contempt for the practical joking ideations they seem to inspire in those who hold them.

FUN FACT: *These marbles colour markings closely resemble the outfits of some menacing and minxy comic book characters. Do you know who?*




UNDERTOW REVEALER

demergi rivelare



ERT LEVEL



MARKINGS:

Semi clear body with red and blue internal swipe

Undertow Revealers are so named because of their colour-changing phenomenon when immersed in water. When dry, their bodies create a sheen that obscures the internal stripe. However, when submerged in water the stripe is 'revealed' to the viewer.

FUN FACT: *Undertow Revealers* lose their inspiration over time when kept on land, but soak it up more effectively in aquatic environments. That's why UNBOSI uses them in our water MEEM, EUREKA!




CATS EYE

felis oculus



ERT LEVEL



MARKINGS:

A smaller than average marble with transparent body and internal colourful swipes

These marbles are found all over the world, in every climate and territory. They are revered in some cultures as having the ability to inspire people to play, and many games originate with *Cats Eye* marbles as key playing pieces.

FUN FACT: *You can play lots of games with marbles! To find out some games and how to play them, visit www.UNBOSI.org*




MIDSUMMER

solstitio



ERT LEVEL



MARKINGS:

A smaller than average marble with a golden body and pastel markings


These marbles are often called 'Fairies' by Theo-Marbleologists (scientists who specialise in the study of spiritual practices around marbles), as they're often discovered in circles in woodlands or other habitats associated with fairy folklore. When in captivity, these marbles must be kept in groups.

FUN FACT: *Midsummer marbles get along very well with Cats Eye marbles, and occasionally have been known to crossbreed, creating tiny, strikingly beautiful babies!*




BIG SIDNEY

magnum rann



ERT LEVEL



MARKINGS:

A larger than average marble with semi-transparent blue body and red and yellow streaks

These marbles are named after the marbleologist who discovered them, UNBOSI Senior Marbleologist Dr. Sidney Rann. They are larger than usual for marbles, and they have colourful clownish markings. Much like our beloved Dr. Rann!

FUN FACT: *Big Sidneys are a rare marble, and to have one in a private collection is a very remarkable thing indeed!*



SWEET NOVA

dulcis radi-clara



ERT LEVEL



MARKINGS:

White bodies with streaks of blue, green and pink

Sweet Nova marbles are a result of unregistered breeding programmes outside of UNBOSI marbleology laboratories. They are 'designer' marbles, much like pugs are 'designer' dogs. They often suffer from complications, and have low capabilities to store MUSE. However, they are prized by collectors for their unique coats and colourings.

FUN FACT: *Although these marbles have low abilities to store inspiration, UNBOSI believes in marble diversity and so still includes them in Marble Awareness Roadshows.*



THE WHOPPER

minas maximus



ERT LEVEL



MARKINGS:

An extremely large marble with a transparent body, and red, yellow and blue streaks

Not to be outdone by his colleague, Executive Director of UNBOSI Mr. Roger Hartley made a marble discovery of his own. These *Whoppers* are the largest marbles in the UNBOSI research repertoire, and only a few exist in the world.

FUN FACT: *Roger Hartley loves to show off his Whopper. Unfortunately, its size makes it difficult to put it through UNBOSI's MEEMS, and so it's not so effective at soaking up inspiration.*

